



Easy 10T Manual

Gas Supply

CODE: 925813150

Trays	10T GN1/1 - 10T 60x40 cm
Outside dimension	850 L x 915 P x 1260 H mm
Tray distance	80 mm
Power	16,5 kW - 14.187 Kcal/h (*) - Ele. 1,15 kW
Weight	117 Kg
Max temperature	270° C
Power supply	400 V ~ 3PH + N + PE 400 V ~ 2PH + N + PE 230 V ~ 3PH + PE 230 V ~ 1PH + N + PE 50-60 Hz

Equipment

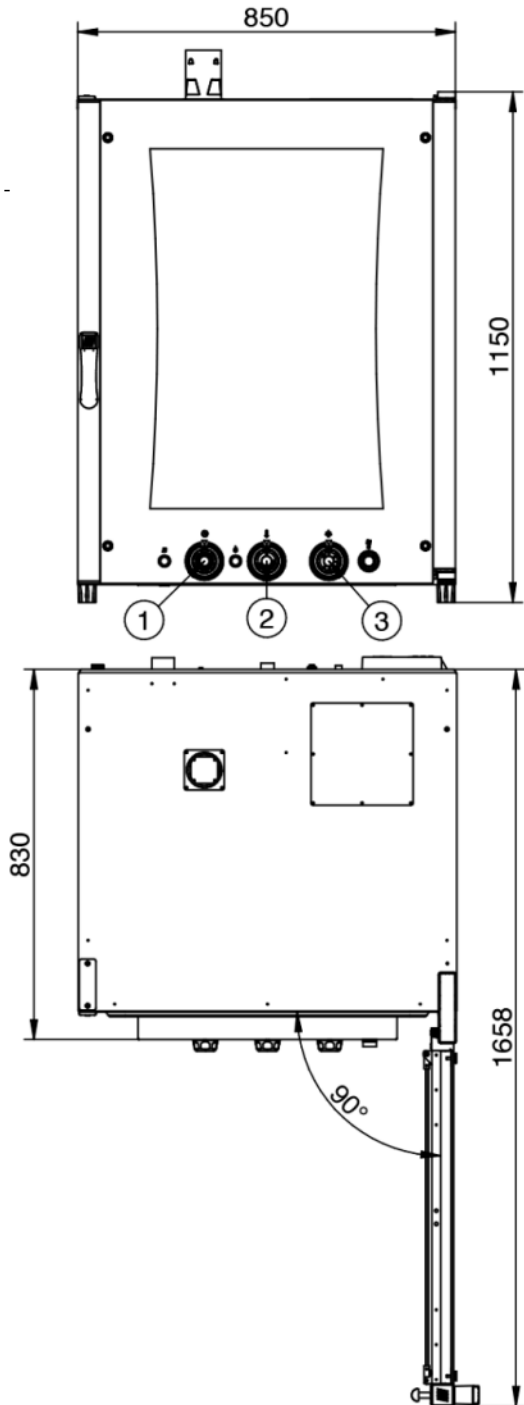
BakeAIR multi-fan system	Double low emissive glass	High-performance thermal insulation
Premix burner BakeFIRE	Two fan speeds	Three cooking modes
Rounded baking chamber	CE Certificate	Steam control in percentage BakeSTEAM
Manual mode	Openable inner glass for easy cleaning	

Options

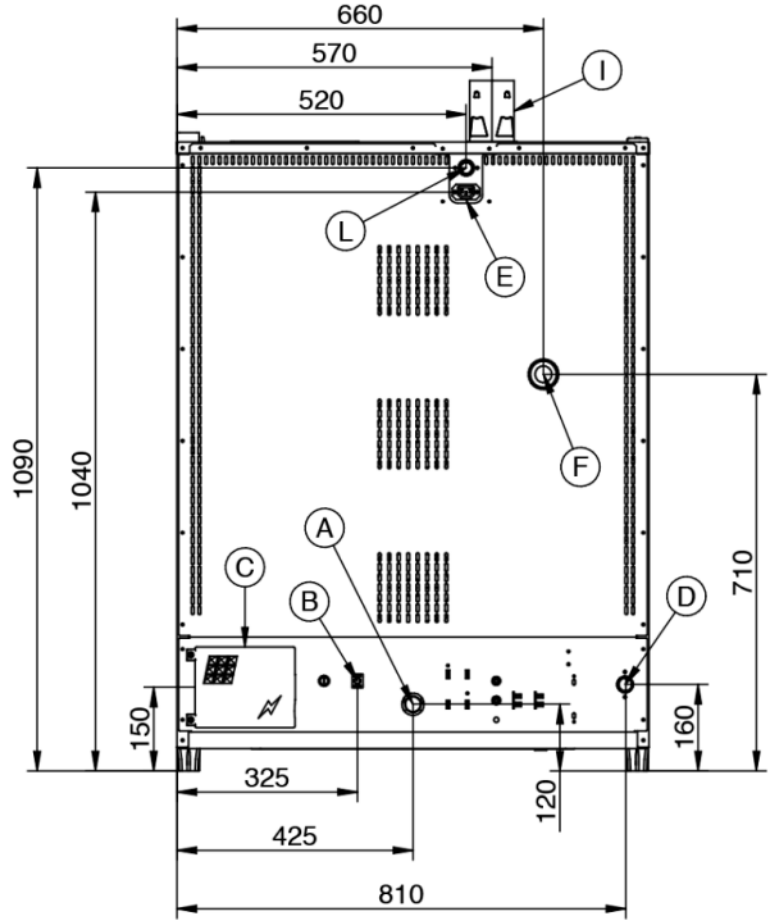
Left door opening

Easy 10T Manual

Gas Supply



- 1 - Manopola Timer - Timer knob - Poignée de la minuterie - Mando del temporizador
- 2 - Manopola temp. - Temp. knob - Poignée de la temp. - Mando de la temp.
- 3 - Manopola Umidità - Humidity knob - Poignée de l'humidité - Mando humedad



Legend

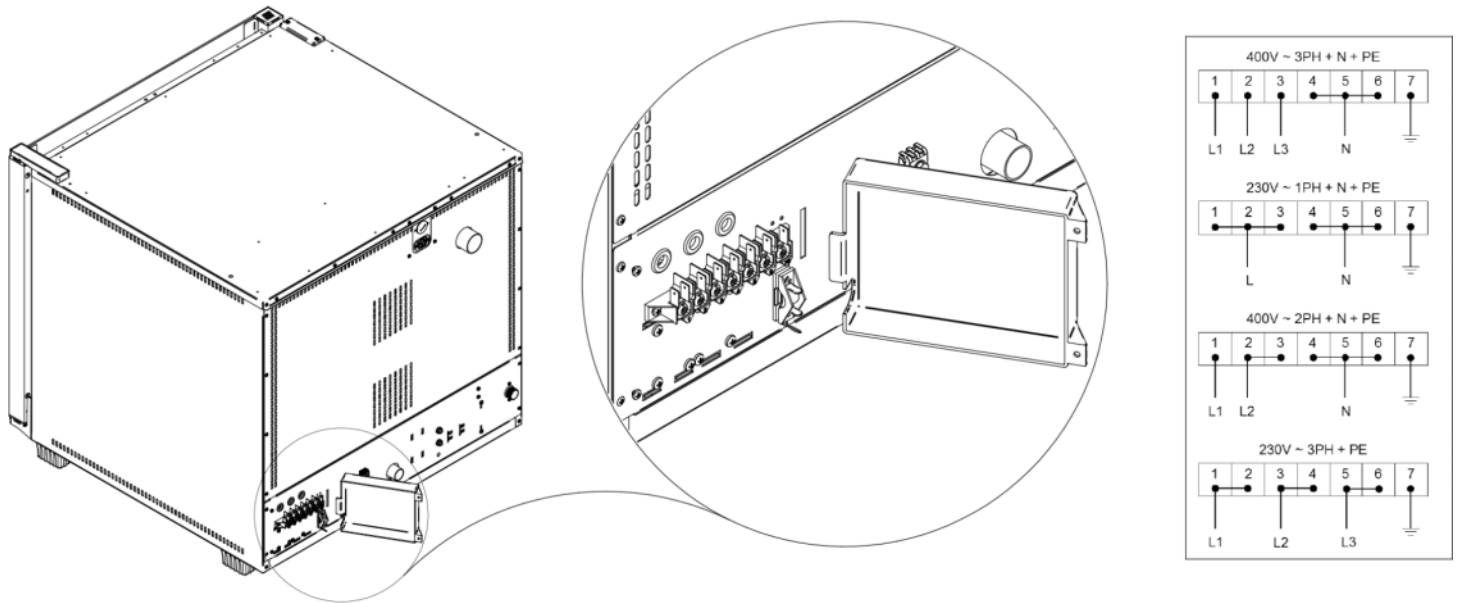
- A - Drain liquid Ø 30mm
- B - Equipotential terminal comb
- C - Electric supply 1,15 kW
- D - Water inlet 3/4"
- E - Extracting hood supply
- F - Steam exhaust Ø 50mm

- I - Ø 80mm Combustion chamber fumes exhaust
- L - Gas supply inlet 3/4"

Easy 10T Manual

Gas Supply

Supply and Connections



Packaging



Packing size:	920 L x 1000 P x 1400 H mm
Net weight:	117 Kg
Gross weight:	127 Kg