



Mistral 10TTR Master Pro

Gas Supply

CODE: 926010570

Trays	10T 60x40 66x46 cm
Outside dimension	1000 L x 990 P x 1145 H mm
Tray distance	90 mm
Power	16,5 kW - 14.187 Kcal/h (*) - Ele. 1 kW
Weight	218 Kg
Max temperature	270° C
Power supply	400 V ~ 3PH + N + PE 400 V ~ 2PH + N + PE 230 V ~ 3PH + PE 230 V ~ 1PH + N + PE 50-60 Hz

Equipment

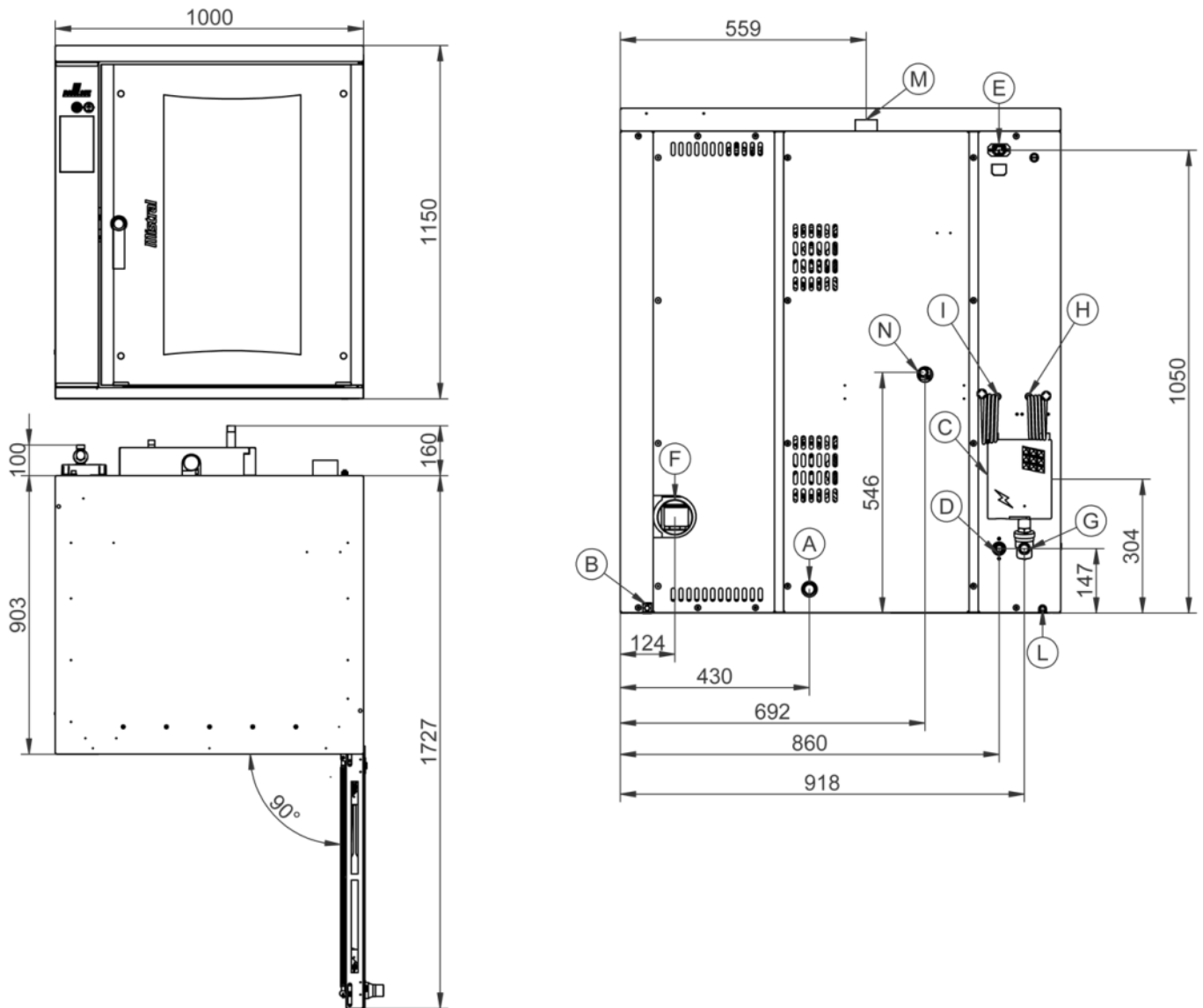
Led illumination	BakeAIR multi-fan system	Double low emissive glass
High-performance thermal insulation	BakeCLEAN automatic washing system	USB connection
Premix burner BakeFIRE	Blue LED for chamber cleaning check	Water collection tray
Five fan speeds and semi-static cooking	Five cooking modes	Automatic chimney opening BakeDRY
Program blocking with password	Rounded baking chamber	CE Certificate
Automatic control of dry/steam balance inside the chamber	Steam control in percentage BakeSTEAM	Automatic control of the cooking level and load
Multi-timer function for multiple and mixed cooking	Time-programmable steam injection	Manual steam injection
Storage, viewing* and exportation of cooking data (haccp)	Customized programs mode	Manual mode
Preset programs mode	ETL / NSF certification	Automatic preheating
Cooling program	Delayed start programming	Delayed cooking programming
Cooking chamber automatic cooling	Pre-loaded and online cookbook	Automatic detection and errors report
Safety rinse	Openable inner glass for easy cleaning	Fan inversion, speed control and motor brake

Options

Ethernet connection and wi-fi set-up BakeNET	Left door opening
--	-------------------

Mistral 10TTR Master Pro

Gas Supply



Legend

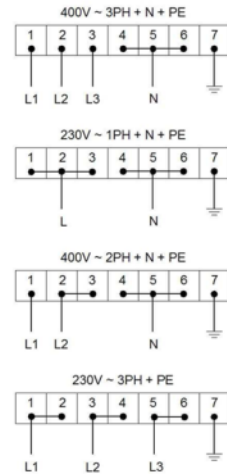
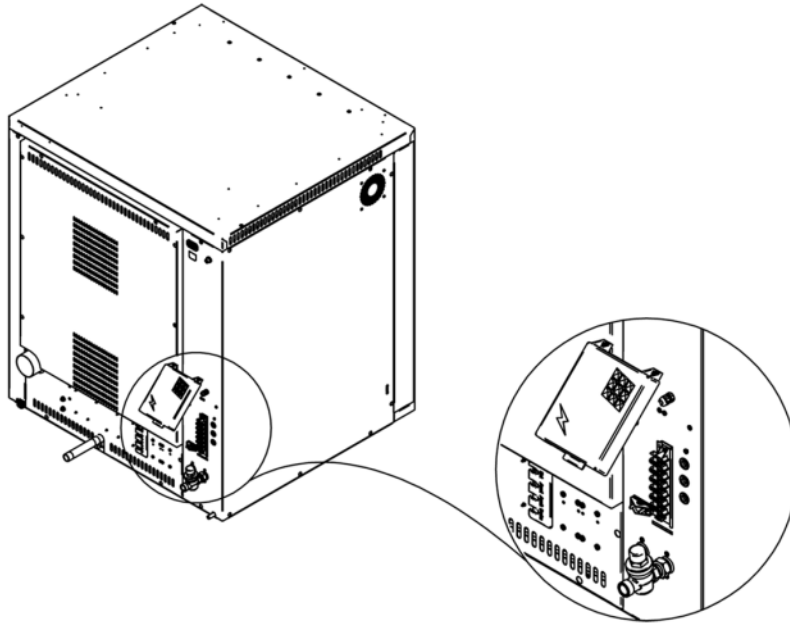
- A - Drain liquid 3/4"
- B - Equipotential terminal comb
- C - Electric supply 1 kW
- D - Water inlet 3/4"
- E - Extracting hood supply
- F - Steam exhaust Ø 80mm

- G - Inlet for washing kit 3/4"
- H - Wash suction pipe for rinse aid
- I - Wash suction pipe for detergent
- L - Underdoor water drain Ø 12
- M - Ø 50mm Combustion chamber fumes exhaust
- N - Gas supply inlet 1/2

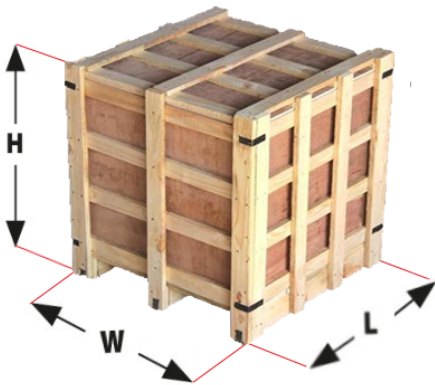
Mistral 10TTR Master Pro

Gas Supply

Supply and Connections



Packaging



Packing size:	1140 L x 1220 P x 1370 H mm
Net weight:	218 Kg
Gross weight:	261 Kg