



Rotorbake E16 18T Manual

Electrical Supply

CODE: 926018620

Trays	18T 80x120 cm (17.2m ²)
Outside dimension	1950 L x 2674 P x 2504 H mm
Tray distance	93 mm
Power	80 kW
Weight	1200 Kg
Max temperature	270° C
Power supply	400 V ~ 3PH + N + PE 400 V ~ 2PH + N + PE 230 V ~ 3PH + PE 230 V ~ 1PH + N + PE 50-60 Hz

Equipment

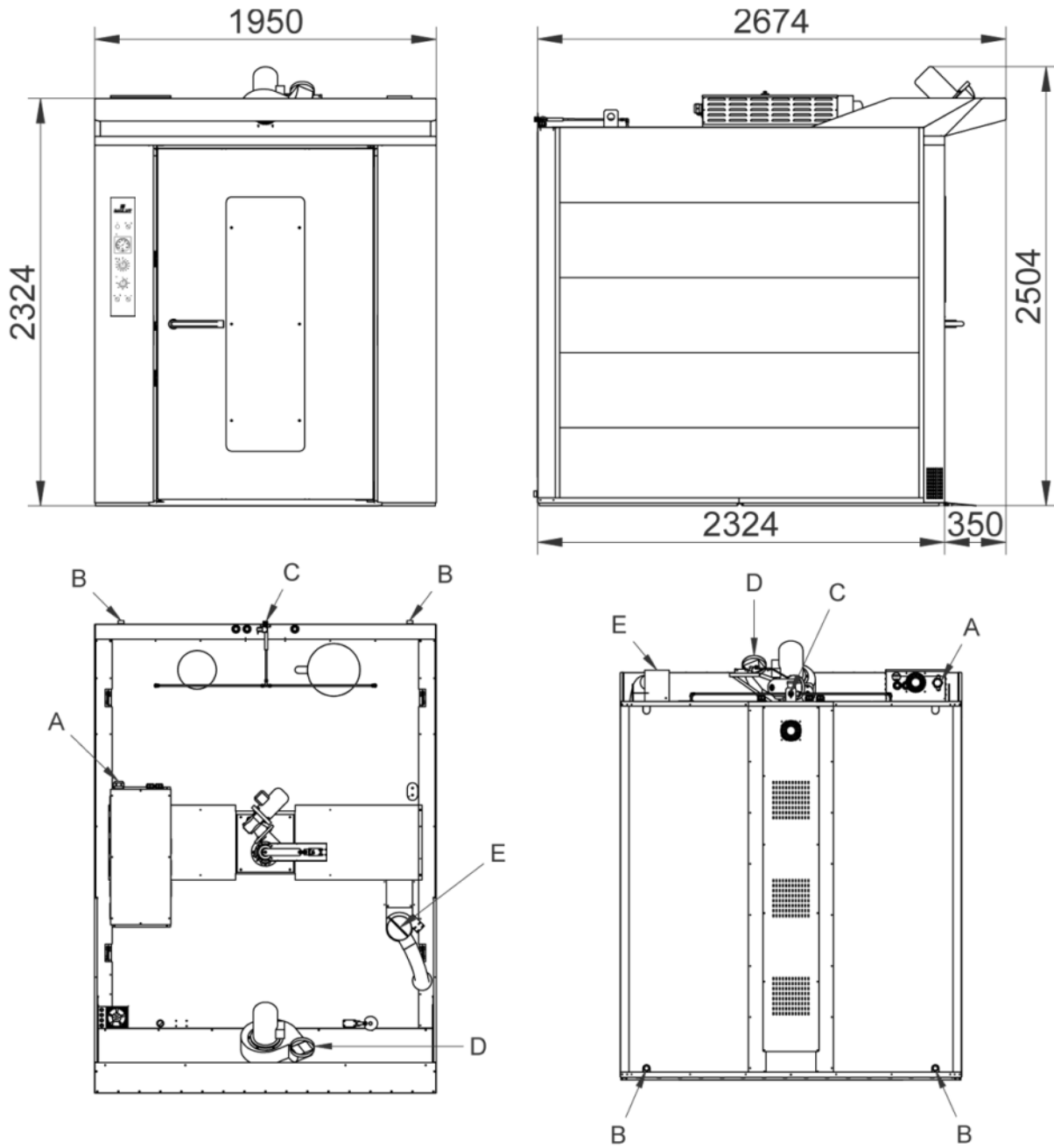
BakeAIR multi-fan system	Double low emissive glass	High-performance thermal insulation
CE Certificate	Double steamer RotorBake	Time-programmable steam injection
Manual steam injection	Manual mode	

Options

S/S external paneling	Double-closing door and double gasket	Rotating platform
Double-rack rotating platform	Rack automatic lift for Rotorbake	Left door opening

Rotorbake E16 18T Manual

Electrical Supply



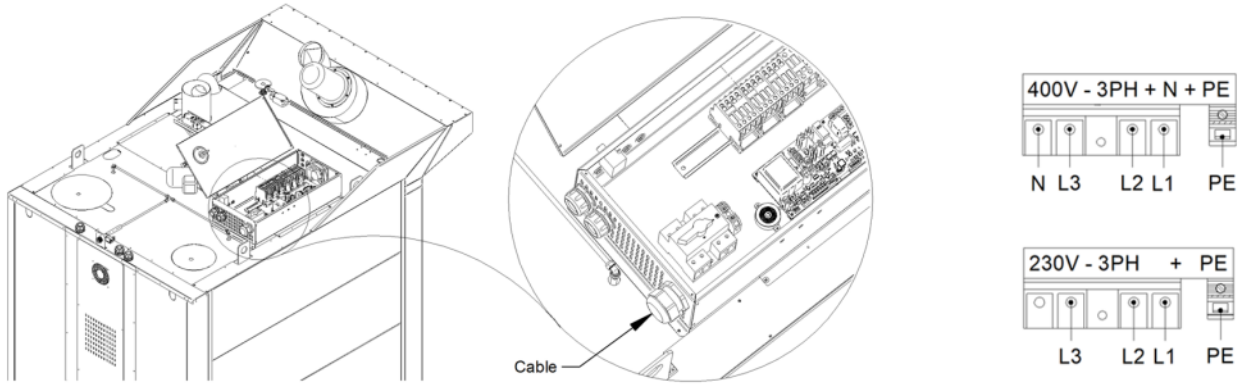
Legend

- A - Power supply inlet
- B - Water discharge 1"
- C - Water inlet 3/4"
- D - Extractor hood discharge
- E - Chamber steam discharge Ø 140

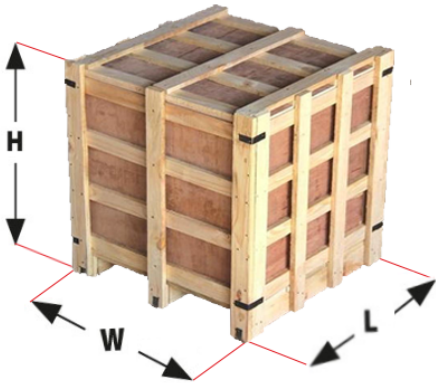
Rotorbake E16 18T Manual

Electrical Supply

Supply and Connections



Packaging



Packing size:	2030 L x 2670 P x 2550 H mm
Net weight:	1200 Kg
Gross weight:	1390 Kg