



Rotorbake T2 10T 40×60 Manual

Gas Supply

CODE: 926009510

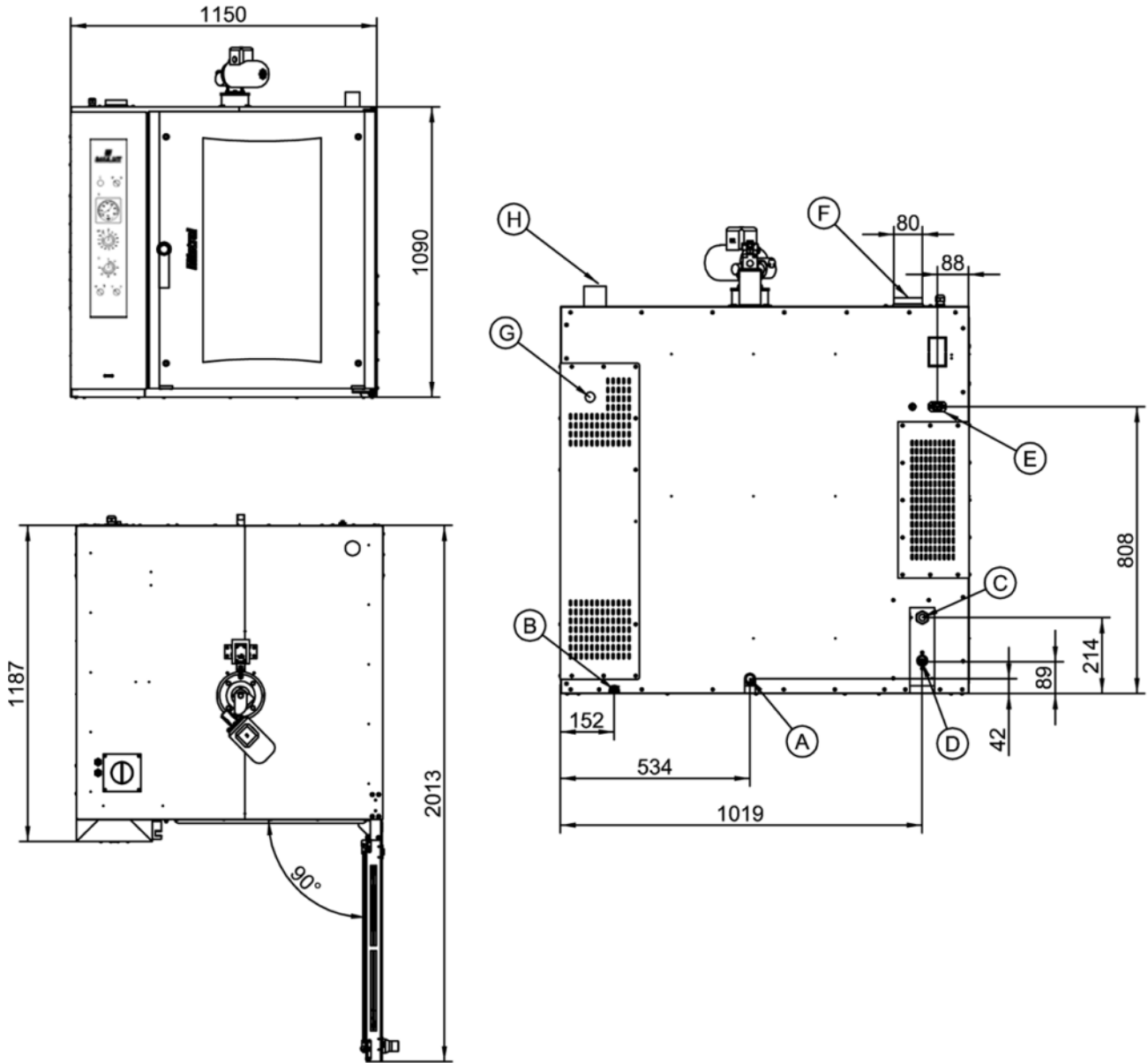
Trays	10T 40x60cm (2.4m ²)
Outside dimension	1150 L x 1200 P x 1310 H mm
Tray distance	82 mm
Power	16,5 kW - 14.187 Kcal/h (*) - Ele. 0,7 kW
Weight	280 Kg
Max temperature	270° C
Power supply	400 V ~ 3PH + N + PE 400 V ~ 2PH + N + PE 230 V ~ 3PH + PE 230 V ~ 1PH + N + PE 50-60 Hz

Equipment

Led illumination	BakeAIR multi-fan system	Double low emissive glass
High-performance thermal insulation	Heat exchanger inside the cooking chamber	CE Certificate
Time-programmable steam injection	Manual steam injection	Manual mode

Rotorbake T2 10T 40×60 Manual

Gas Supply



Legend

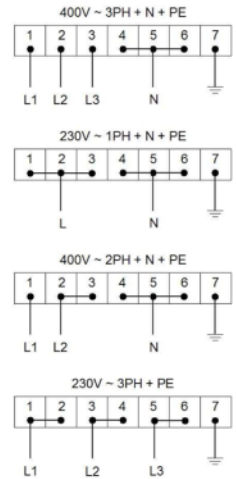
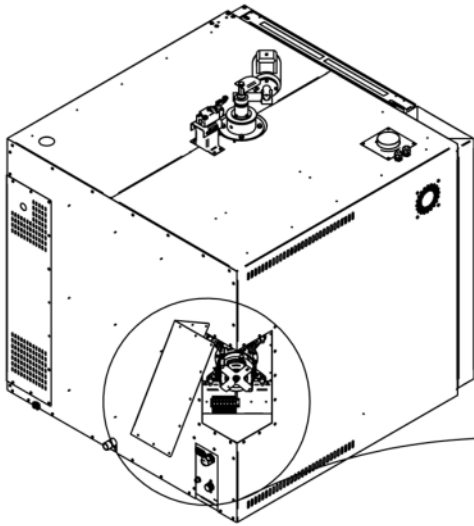
- A - Drain liquid Ø 30mm
- B - Equipotential terminal comb
- C - Electric supply 0,7 kW
- D - Water inlet 3/4"
- E - Extracting hood supply
- F - Steam exhaust Ø 80mm

- G - Gas supply inlet 1/2
- H - Ø 50mm Combustion chamber fumes exhaust

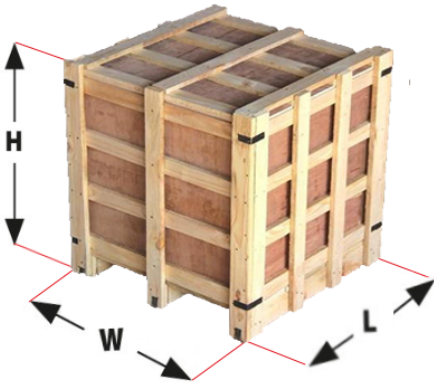
Rotorbake T2 10T 40×60 Manual

Gas Supply

Supply and Connections



Packaging



Packing size:	1240 L x 1400 P x 1520 H mm
Net weight:	280 Kg
Gross weight:	320 Kg