



Rotorbake E5 15T Classic

Electrical Supply

CODE: 825818850

Trays	15T 40x60cm (3.6m ²) 40x80cm (4.8m ²) 46x66cm (4.55 m ²) 50x70cm (5.25 m ²) 60x65cm (5.85 m ²)
Outside dimension	1150 L x 1730 P x 2320 H mm
Tray distance	93 mm
Power	30 kW
Weight	615 Kg
Max temperature	270° C
Power supply	400 V ~ 3PH + N + PE 230 V ~ 3PH + PE 230 V ~ 1PH + N + PE 50-60 Hz

Equipment

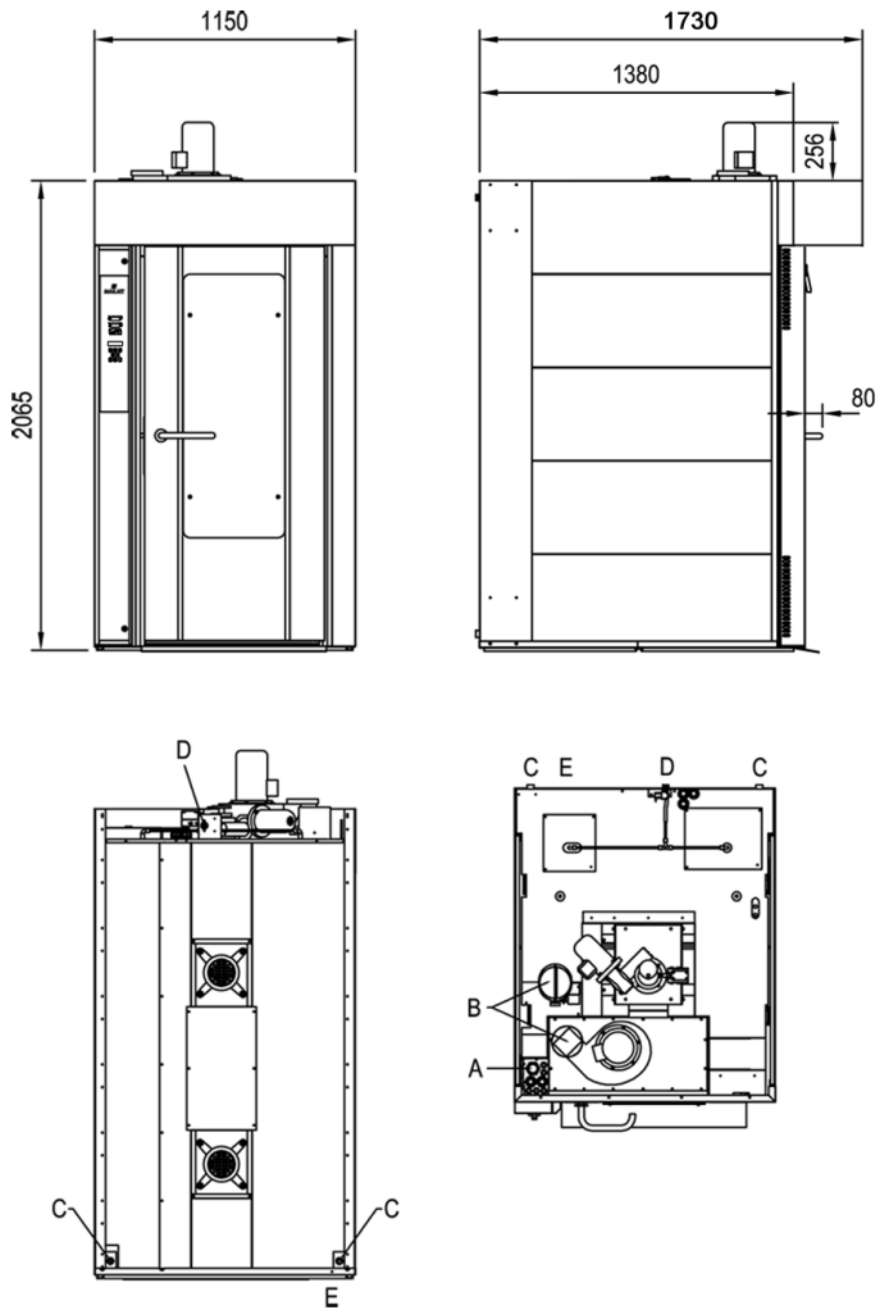
BakeAIR multi-fan system	Double low emissive glass	High-performance thermal insulation
Five fan speeds and semi-static cooking	Five cooking modes	Automatic chimney opening BakeDRY
Program blocking with password	CE Certificate	Automatic control of dry/steam balance inside the chamber
Steam control in percentage BakeSTEAM	Automatic control of the cooking level and load	Double steamer RotorBake
Multi-timer function for multiple and mixed cooking	Storage, viewing* and exportation of cooking data (haccp)	Customized programs mode
Manual mode	Preset programs mode	ETL / NSF certification
Automatic preheating	Cooling program	Delayed start programming
Delayed cooking programming	Pre-loaded and online cookbook	Automatic detection and errors report

Options

S/S external paneling	Rotating platform	Data logger for USB connection
-----------------------	-------------------	--------------------------------

Rotorbake E5 15T Classic

Electrical Supply



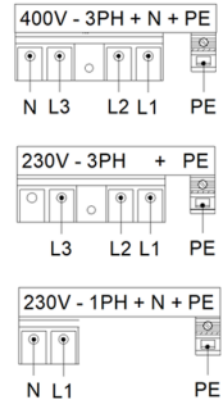
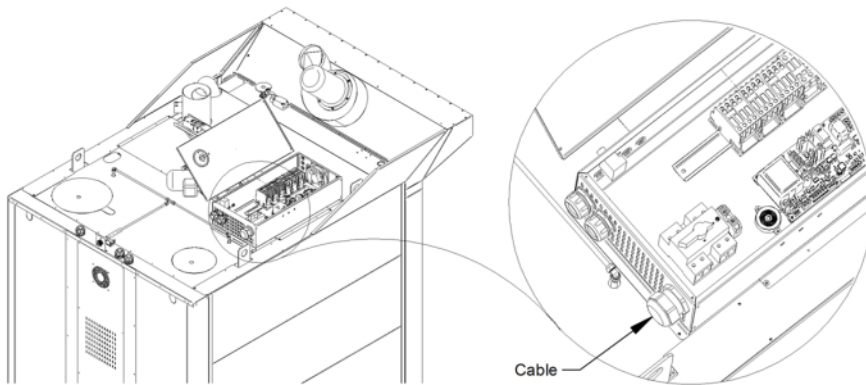
Legend

- A - Power supply inlet
- B - Steam exhaust Ø 140
- C - Drain liquid 1"
- D - Water inlet 3/4"
- E - Equipotential terminal comb

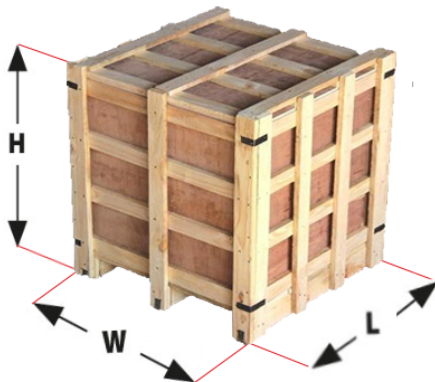
Rotorbake E5 15T Classic

Electrical Supply

Supply and Connections



Packaging



Packing size:	1270 L x 1650 P x 2300 H mm
Net weight:	615 Kg
Gross weight:	685 Kg