



Rotorbake E4 15T Master Pro

Electrical Supply

CODE: 825818950

Trays	15T 40x60cm (3.6m ²) 40x80cm (4.8m ²) 46x66cm (4.55 m ²)
Outside dimension	1150 L x 1730 P x 2320 H mm
Tray distance	93 mm
Power	24 kW
Weight	615 Kg
Max temperature	270° C
Power supply	400 V ~ 3PH + N + PE 230 V ~ 3PH + PE 230 V ~ 1PH + N + PE 50-60 Hz

Equipment

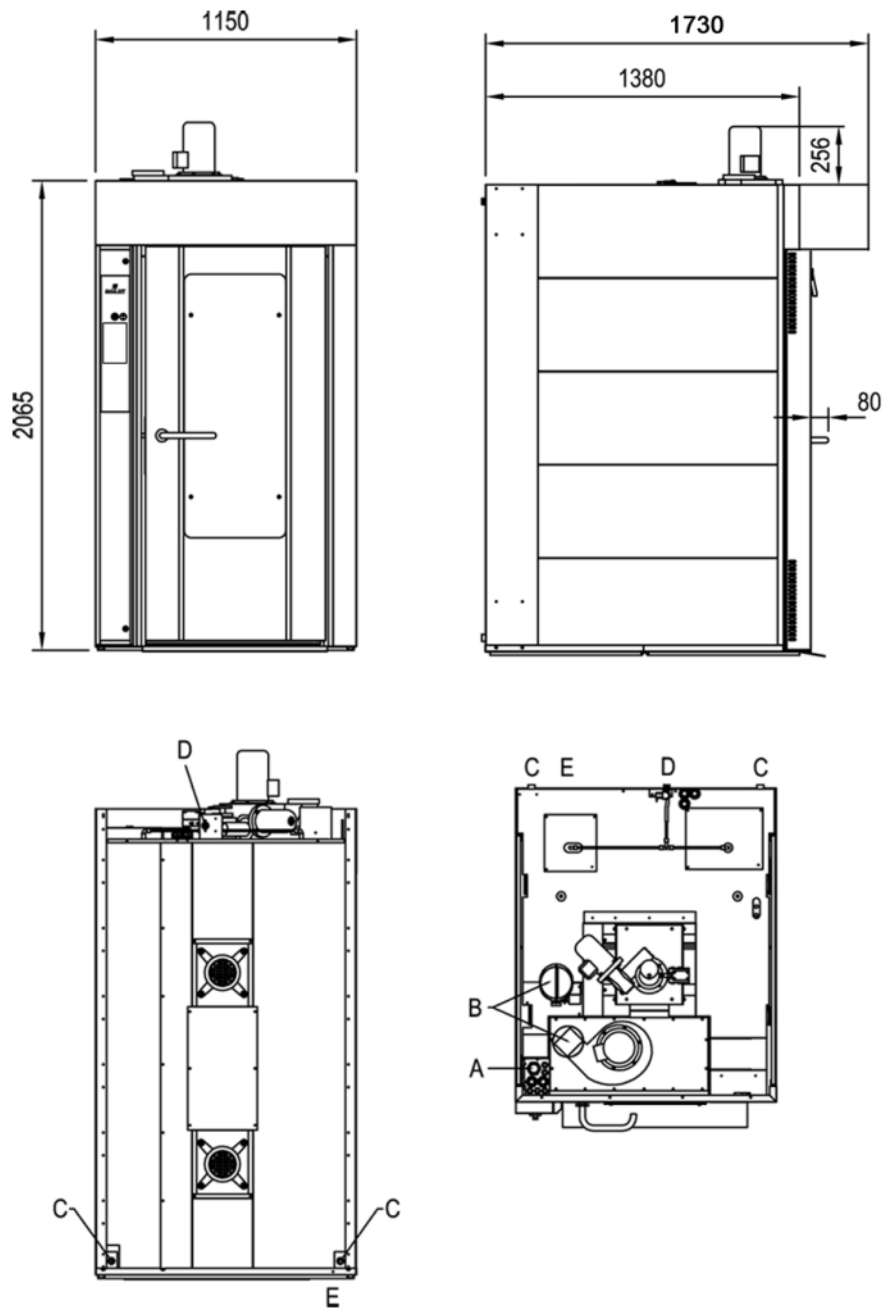
BakeAIR multi-fan system	Double low emissive glass	High-performance thermal insulation
USB connection	Five fan speeds and semi-static cooking	Five cooking modes
Automatic chimney opening BakeDRY	Program blocking with password	CE Certificate
Automatic control of dry/steam balance inside the chamber	Steam control in percentage BakeSTEAM	Automatic control of the cooking level and load
Double steamer RotorBake	Multi-timer function for multiple and mixed cooking	Time-programmable steam injection
Manual steam injection	Storage, viewing* and exportation of cooking data (haccp)	Customized programs mode
Manual mode	Preset programs mode	Automatic preheating
Cooling program	Delayed start programming	Delayed cooking programming
Cooking chamber automatic cooling	Pre-loaded and online cookbook	Automatic detection and errors report

Options

Ethernet connection and wi-fi set-up BakeNET	S/S external paneling	Rotating platform
--	-----------------------	-------------------

Rotorbake E4 15T Master Pro

Electrical Supply



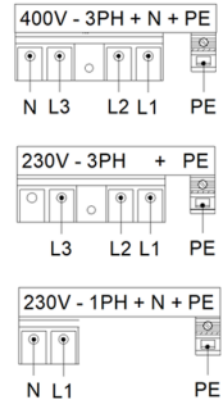
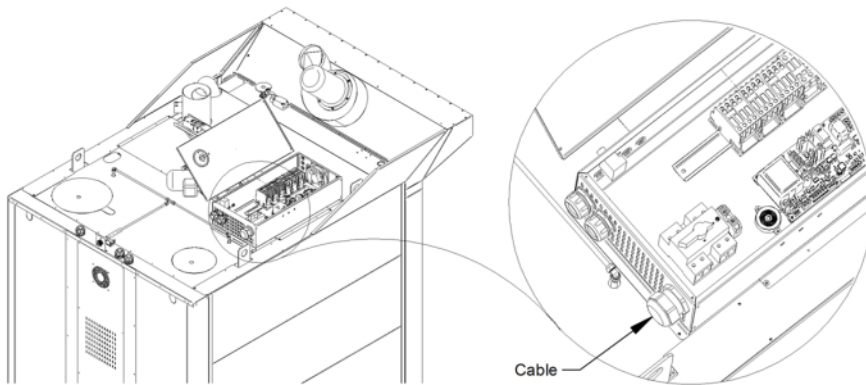
Legend

- A - Power supply inlet
- B - Steam exhaust Ø 140
- C - Drain liquid 1"
- D - Water inlet 3/4"
- E - Equipotential terminal comb

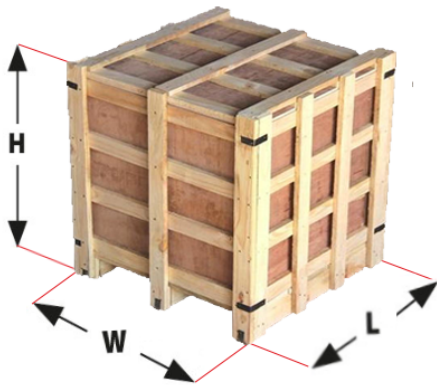
Rotorbake E4 15T Master Pro

Electrical Supply

Supply and Connections



Packaging



Packing size:	1270 L x 1650 P x 2300 H mm
Net weight:	615 Kg
Gross weight:	685 Kg